

CLEARLINE INC.

P/N 2320-1.14
 CONFORMS TO UL STD 325
 INPUT: 120VAC, 60HZ, 7.0A
 20.0A OVER CURRENT PROTECTIVE DEVICE REQUIRED
 FOR INDOOR USE ONLY
 USE COPPER CONDUCTORS ONLY
 ASSEMBLED IN USA
 WWW.CLEARLINEINC.COM

GENERAL NOTES:

- POLARITY MUST BE OBSERVED FOR ACTUATOR CONNECTION.
- REQUIRES A TIMED MOMENTARY COMMAND FROM MANAGEMENT SYSTEM.
- 5 DEGREE OR HIGHER DIFFERENTIAL REQUIRED (THERMOSTAT).
- VENTS MUST BE FULLY OPEN BEFORE EXHAUST FANS START.
- SWITCH AND CONTROL PANEL CAN BE LOCATED ANYWHERE WITHIN 100 FEET.
- COMPONENT LOCATIONS TO BE DETERMINED BY OTHERS.
- CONTROL PANEL TO BE INSTALLED IN COMPLIANCE WITH NFPA 70 AND LOCAL CODES.

NOTE:

-SHORT CIRCUITING ONE OF THE ACTUATOR OUTPUTS ON THE P/N 2320 CONTROLLER, EVEN MOMENTARILY, WHILE IT IS OPENING OR CLOSING MAY CAUSE SIGNIFICANT DAMAGE. PLEASE DOUBLE CHECK ALL WIRING BEFORE APPLYING POWER!

ACCESSORIES:

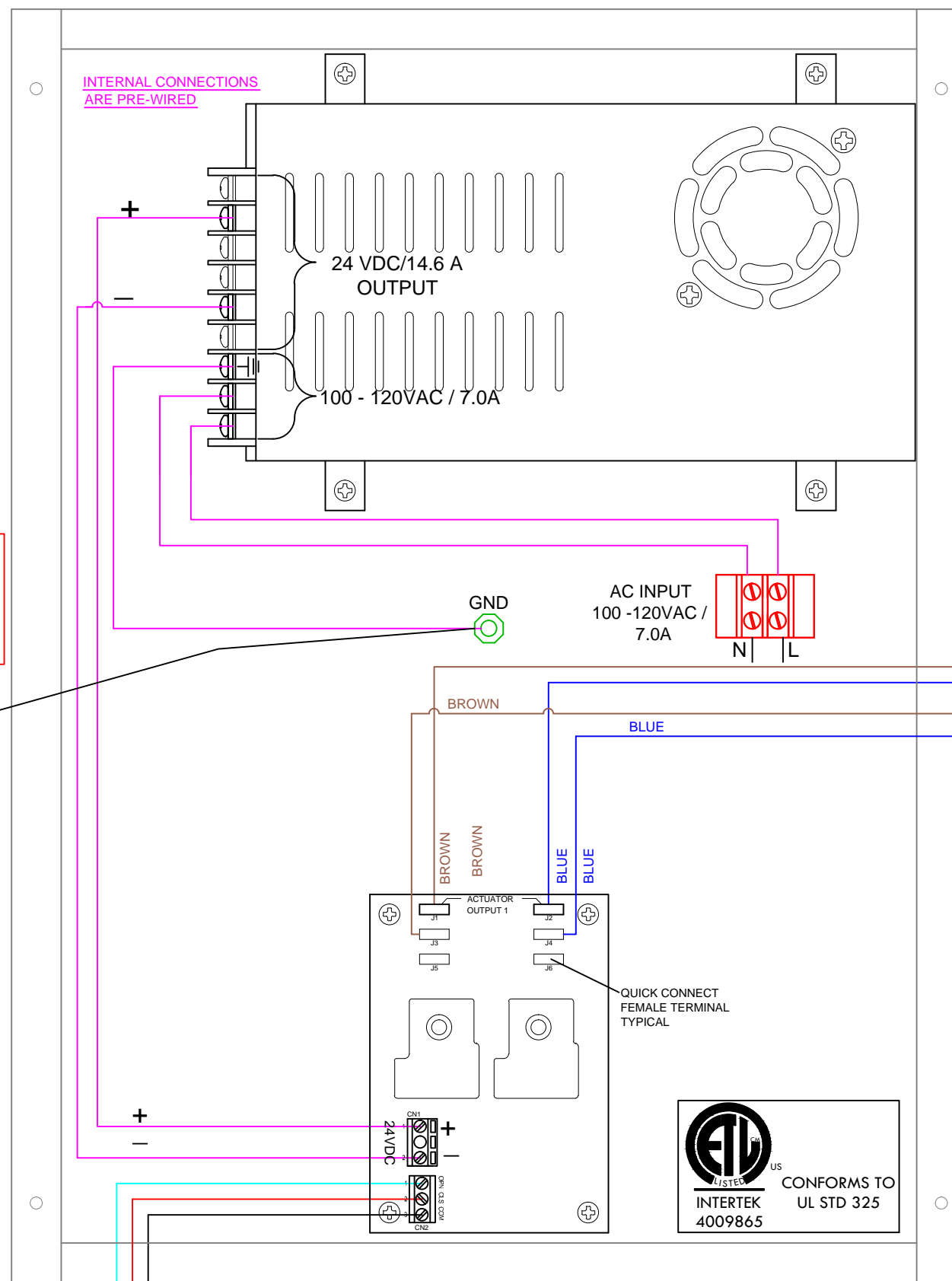
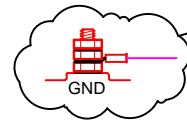
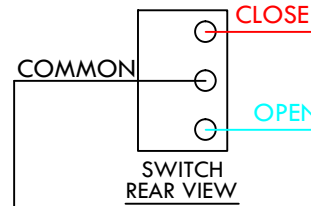
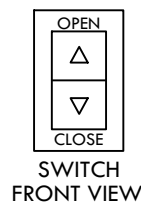
-P/N 2319 QUICK CONNECT TERMINAL

DRY CONTACTS
FOR AUTO MODE

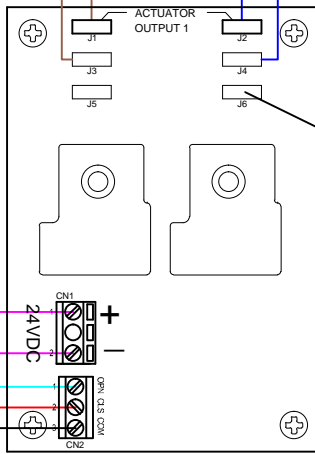
(NOT BY CLEARLINE INC)



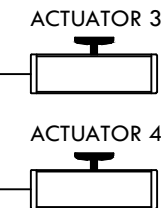
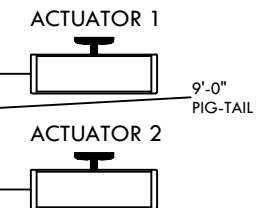
P/N 1631 CONTROL SWITCH
MOMENTARY CONTACT - ROCKER TYPE
3 POSITION - CENTER OFF
FIT INTO STANDARD SINGLE GANG BOX
 (NOT BY CLEARLINE INC.)



BROWN
 BLUE



QUICK CONNECT
 FEMALE TERMINAL
 TYPICAL



P/N 2081 SLEEKLINE
CE / 24VDC
 I = .43A P = 9W
 IP30

P/N 2320-1.14
CONTROL PANEL
 ALL COMPONENTS MOUNTED IN
 16" X 12" X 4" ELECTRICAL
 ENCLOSURE BOX

WIRING DIAGRAM ED-804
 4 SLEEKLINE ACTUATORS CONTROLLED
 BY A CONTROL PANEL FROM 1 ROCKER SWITCH
 OR AUTO MODE FROM DRY CONTACT (NOT BY
 CLEARLINE) VIA BUILDING MANAGEMENT SYSTEM.

CLEARLINE INC.

810-D DICKERSON ROAD

P.O. BOX 1368

NORTH WALES, PA 19454-0368

PH# 215-699-9292 FAX# 215-699-7112