

CLEARLINE INC.

P/N 2320-1.14
 CONFORMS TO UL STD 325
 INPUT: 120VAC, 60HZ, 7.0A
 20.0A OVER CURRENT PROTECTIVE DEVICE REQUIRED
 FOR INDOOR USE ONLY
 USE COPPER CONDUCTORS ONLY
 ASSEMBLED IN USA
 WWW.CLEARLINEINC.COM

GENERAL NOTES:

- POLARITY MUST BE OBSERVED FOR ACTUATOR CONNECTION.
- REQUIRES A TIMED MOMENTARY COMMAND FROM MANAGEMENT SYSTEM.
- 5 DEGREE OR HIGHER DIFFERENTIAL REQUIRED (THERMOSTAT)
- WINDOWS MUST BE FULLY OPEN BEFORE EXHAUST FANS START.
- SWITCH AND CONTROL PANEL CAN BE LOCATED ANYWHERE WITHIN 100 FEET.
- COMPONENT LOCATIONS TO BE DETERMINED BY OTHERS.
- CONTROL PANEL TO BE INSTALLED IN COMPLIANCE WITH NFPA 70 AND LOCAL CODES.

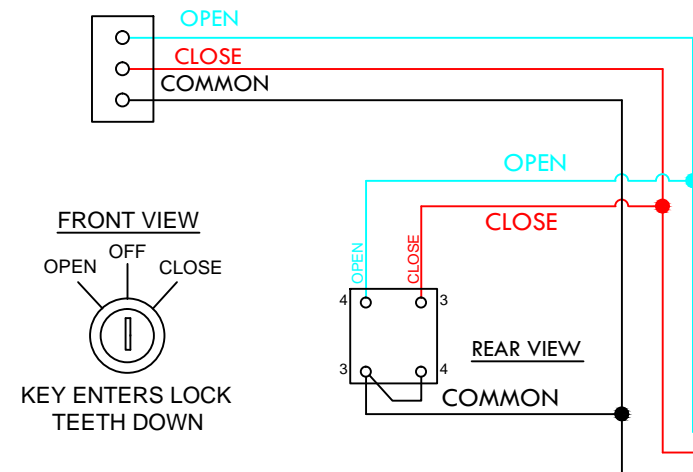
NOTE:

-SHORT CIRCUITING ONE OF THE ACTUATOR OUTPUTS ON THE P/N 2320 CONTROLLER, EVEN MOMENTARILY, WHILE IT IS OPENING OR CLOSING MAY CAUSE SIGNIFICANT DAMAGE. PLEASE DOUBLE CHECK ALL WIRING BEFORE APPLYING POWER!

ACCESSORIES:

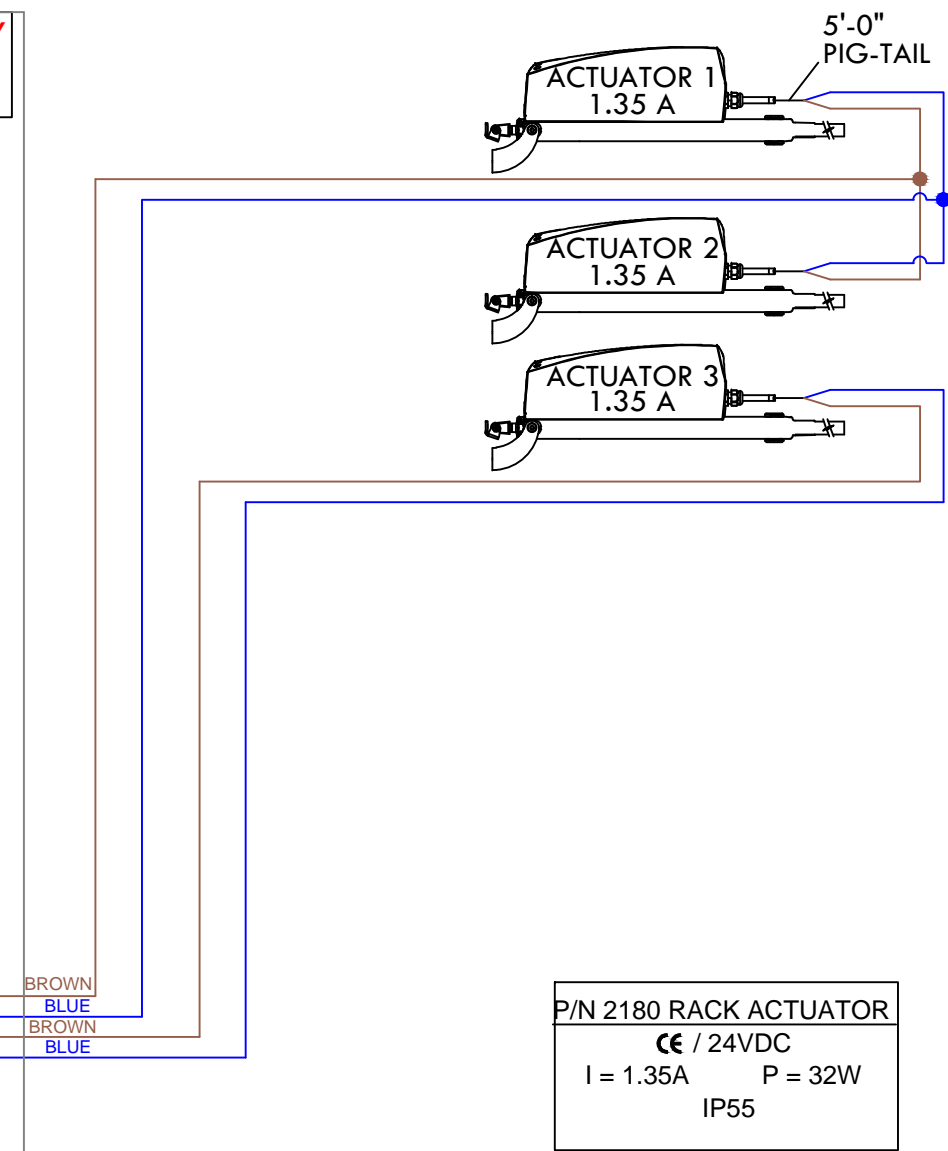
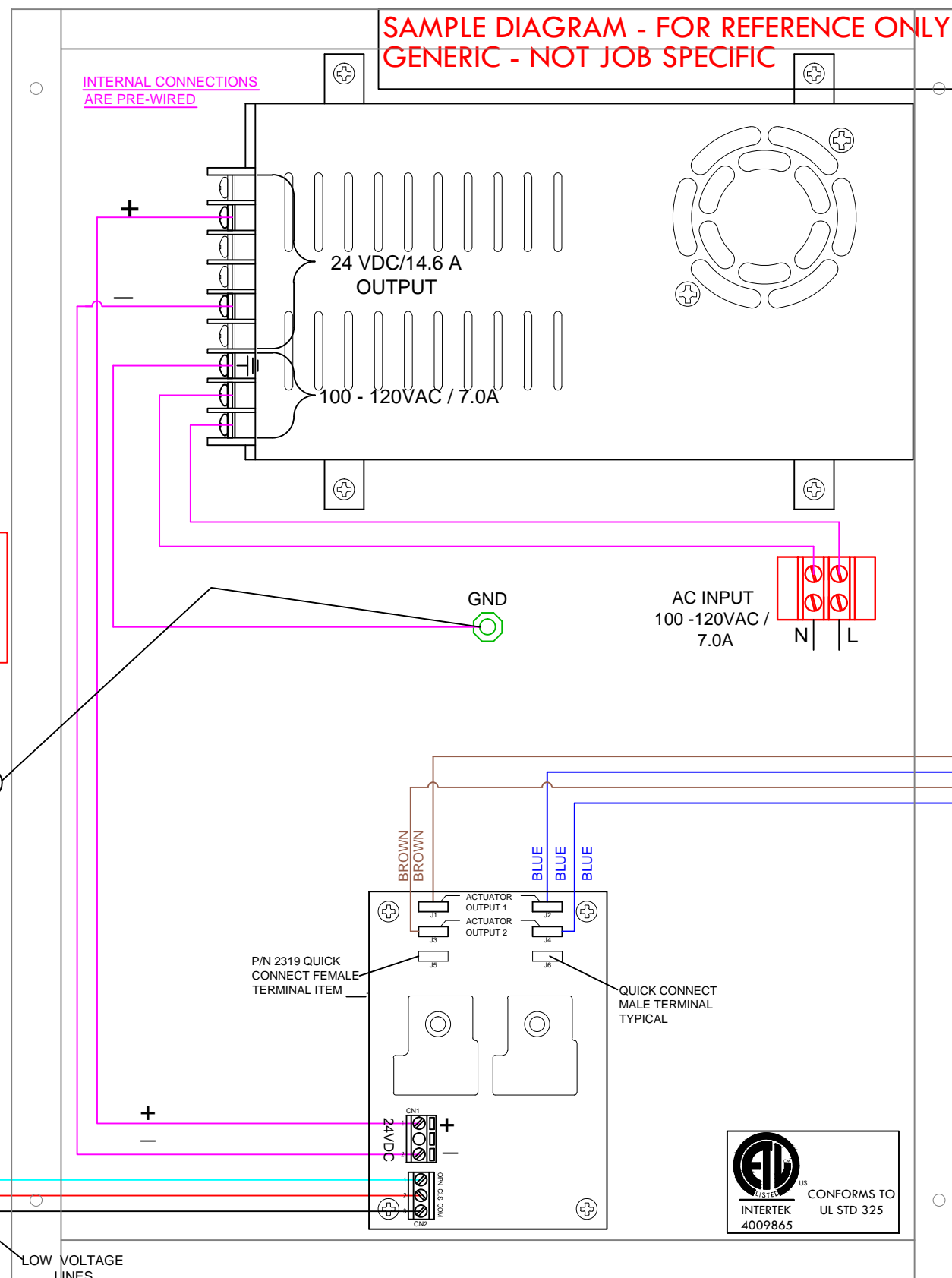
- P/N 2319 QUICK CONNECT TERMINAL

DRY CONTACTS FOR AUTO MODE (NOT BY CLEARLINE INC)



P/N 1754 - 3 POSITION KEY SWITCH
 MOMENTARY CONTACT - SPRING RETURN TO CENTER
 KEY REMOVAL CENTER ONLY

**SAMPLE DIAGRAM - FOR REFERENCE ONLY
 GENERIC - NOT JOB SPECIFIC**



P/N 2180 RACK ACTUATOR
 CE / 24VDC
 I = 1.35A P = 32W
 IP55

P/N 2320-1.14
 CONTROL PANEL
 ALL COMPONENTS MOUNTED IN
 16" X 12" X 4" ELECTRICAL
 ENCLOSURE BOX
 WITH KNOCKOUTS

WIRING DIAGRAM ED-853
 3 RACK ACTUATORS CONTROLLED
 BY A CONTROL PANEL FROM 1 KEY SWITCH,
 AUTO MODE OR THERMOSTAT VIA A
 DRY CONTACT (NOT BY CLEARLINE, INC.)

CLEARLINE INC.